

Make your own Pup-Cake Topper Flags


Use these Pup-cake topper flags to decorate your delicious pup-cakes and sell at a fundraising stall!

All you need are toothpicks and a little bit of glue.


1. Print out this pdf onto A4 paper size.
2. Cut the flags out and place the toothpick on the white side.
3. Fold the flags in half over the toothpick and glue closed.

Support me! 

Guide Dogs.



Guide Dogs.



Guide Dogs.




Guide Dogs.




Guide Dogs.

Support me! 

Guide Dogs.



Guide Dogs.



Guide Dogs.

Support me! 


Guide Dogs.



Guide Dogs.



Guide Dogs.



Guide Dogs.